



'Clay' is one of the three 'Performance' tennis surfaces every aspiring world class player has to master. Doe constructs three different types of clay court offering the playing characteristics sought by our leading players and coaches – two natural clay surfaces and one synthetic clay – each designed to meet particular playing and coaching requirements.



## PERFORMANCE

**DOE CLAY** is a traditional, natural clay court construction with a traditional clay maintenance regime offering play for 6-7 months each year. A new court needs to 'settle' and will improve over its first 2-3 playing seasons.

**DOE CLAY** offers the playing characteristics recognised world wide – a comfortable 'sliding' surface with a slow to medium slow playing pace with the capability of sustaining long and exciting rallies incorporating a very wide variety of tennis strokes. It requires routine daily care with additional work each Spring and Autumn to keep the surface in optimum playing condition. A correctly maintained clay court will play well for many years given groundstaff who understand and can work with a 'water bound' surface which, by its nature, requires varying care as the weather and seasons change.

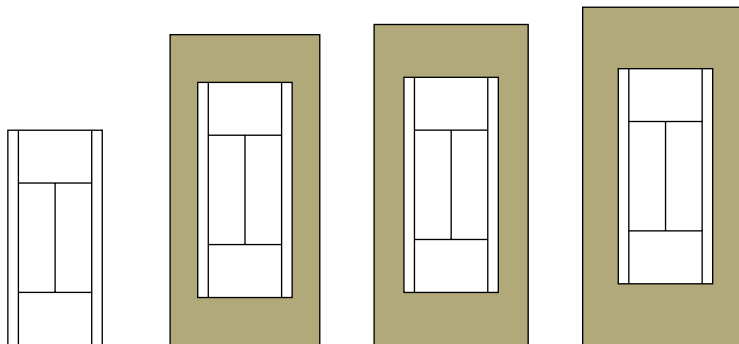
**FRENCH-COURT®** is a natural clay playing surface over a filled textile carpet on a pervious asphalt and stone foundation with a less onerous maintenance regime offering play throughout the year except in snow or exceptionally heavy frost.

**FRENCH-COURT®** offers the playing characteristics of clay all year round without the necessity for major works each Spring and Autumn. The surface needs simple, routine maintenance and watering just like a **DOE CLAY** court but the reduced level of year on year care and 12 months' playability make this surface a more cost effective long term option for Centres and Clubs who want clay courts.

**DOE RENARD** is a synthetic clay court over a pervious stone and asphalt foundation with a simple maintenance regime offering play throughout the year except in snow or exceptionally heavy frost.

**DOE RENARD** is an attractive dense terracotta textile infilled with selected silicas then 'overdressed' with red silica to provide a similar aesthetic to real clay and to allow a degree of 'slide' to replicate clay court play. It is available for play all year round with maintenance requirements similar to synthetic grass courts. It is particularly popular in European Clubs and Centres because of their clay court culture and has recently attracted a lot of interest in the UK.


## COURT SIZES




|                                     | <b>Playing Area</b>            | <b>Residential Courts<br/>Normal Minimum</b> | <b>LTA Recommended<br/>Minimum Size</b> | <b>LTA Recommended<br/>Full Size</b> |
|-------------------------------------|--------------------------------|--|---|--------------------------------------|
| Overall enclosure<br>for one court: | 23.77m x 10.97m<br>(78' x 36') | 33.53m x 16.46m<br>(110' x 54')              | 34.75m x 17.07m<br>(114' x 56')         | 36.58m x 18.29m<br>(120' x 60')      |

The information contained in this leaflet may be subject to alteration without notice.

### DOE CLAY Surface



### FRENCH COURT Surface



### DOE RENARD Surface



Feering, Essex

T 01376 572555

F 01376 572666

E doe@doesport.co.uk

Skelmersdale, Lancashire

T 01695 559400

F 01333 424340

E doe@doenorth.co.uk

Methil, Fife

T 01333 422205

F 01333 424340

E doe@doenorth.co.uk

