




GreenSet® GRAND PRIX is an impervious acrylic resin tennis surface developed by GreenSet® in the 1960s. Its medium playing pace encourages an 'all round court game' rather than the serve and volley play associated with faster, natural grass courts. In the 1980s GreenSet® introduced GRAND PRIX CUSHION – both courts are suitable for outdoor and indoor use.



PERFORMANCE

Installed worldwide since the 1960s, the **GreenSet® GRAND PRIX** Acrylic tennis surfacing system is a proven product with a long standing and deservedly high reputation based on the excellence of its playing characteristics.


GreenSet® GRAND PRIX Acrylic courts provide an outstanding tennis surface for tournaments and training. The product references – including ATP Tour events, Davis Cup Ties, the 12 outdoor and indoor acrylic courts at The National Tennis Centre in London together with courts at leading training centres around the world – support the tennis credentials and quality of this surfacing system.

The surface takes spin and slice and provides an extremely consistent, medium pace of play, ideal for developing an “all court” game. **GreenSet®** Acrylic surfaces are exceptionally hard wearing, require minimal maintenance and are very easy to ‘resurface’ when the time comes. A **GRAND PRIX** court may only require cleaning and re-coating to bring it back to almost new condition making it a sound and cost effective investment over its life span.

With the addition of ‘cushion’ layers the **GRAND PRIX CUSHION** surface provides a comfortable and more forgiving court for long periods of intensive play or coaching.

There are more than 10,000 **GreenSet® GRAND PRIX** and **GRAND PRIX CUSHION** courts in use worldwide and these surfaces are available exclusively through Doe in the UK.

Greenset® GRAND PRIX Acrylic

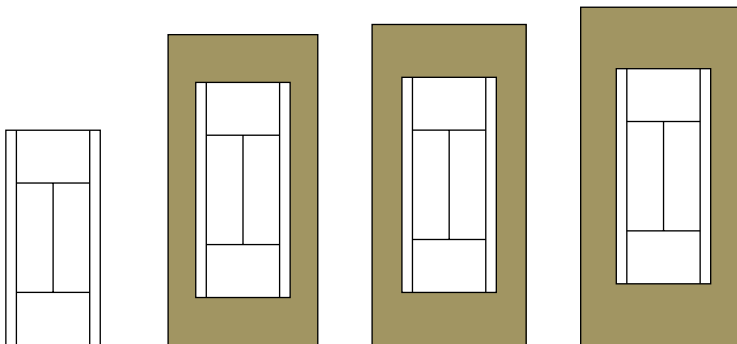


ITF Court Pace Classification



Both Greenset® GRAND PRIX and Greenset® GRAND PRIX CUSHION have been given a medium pace classification by the International Tennis Federation.

COURT SIZES



	Playing Area	Residential Courts Normal Minimum	LTA Recommended Minimum Size	LTA Recommended Full Size
Overall enclosure for one court:	23.77m x 10.97m (78' x 36')	33.53m x 16.46m (110' x 54')	34.75m x 17.07m (114' x 56')	36.58m x 18.29m (120' x 60')

The information contained in this leaflet may be subject to alteration without notice.

Feering, Essex

T 01376 572555

F 01376 572666

E doe@doesport.co.uk

Skelmersdale, Lancashire

T 01695 559400

F 01333 424340

E doe@doenorth.co.uk

Methil, Fife

T 01333 422205

F 01333 424340

E doe@doenorth.co.uk

